



# K15A

## SELF-ADJUSTING HEATING CABLES FOR PIPELINES, GUTTERS, DOWNSPOUTS AND ROOFS

- Suitable for protection against the freezing of water pipes and to prevent the formation of ice on roofs and gutters
- Power delivered ~15 W/m at 5°C
- Optimisation of energy consumption thanks to the self-adjusting feature of the cable



CODE	Cable length	Minimum installation room temperature	Maximum room temperature powered	Maximum room temperature not powered	Maximum length of the heating circuit from the supply point
K15A25	25 m	-35 °C	65 °C	80 °C	110 m
K15A50	50 m	-35 °C	65 °C	80 °C	110 m
K15A75	75 m	-35 °C	65 °C	80 °C	110 m
K15A100	100 m	-35 °C	65 °C	80 °C	110 m
K15A500	500 m	-35 °C	65 °C	80 °C	110 m
K15A1000	1000 m	-35 °C	65 °C	80 °C	110 m

### HOMOLOGATION AND STANDARDS

- CSTB


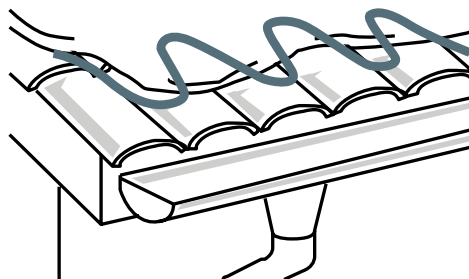


### OPERATION

- The heating cables automatically vary the heat emission without control thermostats being used;
- They consist of conductors insulated by polymers, which vary their resistance according to the temperature which they are subjected to.

## INSTALLATION

- The cable can be cut to the desired length;
- In case of installation for roof protection, the cable must be laid with a serpentine path;
- In case of installation for the protection of downpipes and gutters, the cable must be secured longitudinally;
- In case of installation for the protection of small pipes, the cable can be secured linearly along the pipe with the relevant fixing tape;
- For medium-large pipes, on the other hand, the heating cable may need to be wound so as to ensure adequate prevention against frost forming inside the pipe;
- Refer to the table below to check whether the cables must be wound in a spiral with an increase in the required length;
- The power of a metre of cable varies with temperature; the total power therefore, depends on the length of the heating cable. The heating core is active along the entire length of the cable, therefore, a cold end must be created so as to have a section with cold tail.

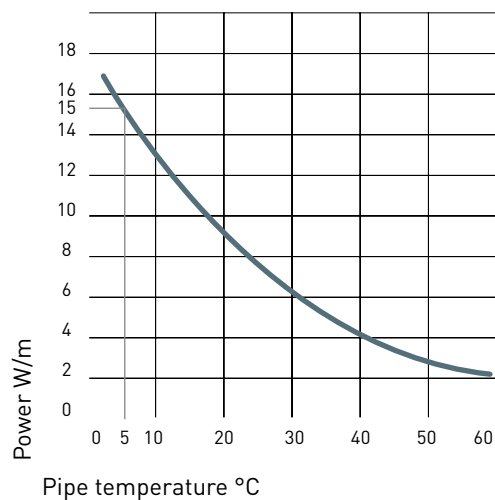


Ø PIPE		Minimum room temperature with 25 mm coating on the pipe	
mm	inches	-10°C	-20°C
19	3/4	1:1	1:1
25	1	1:1	1:1
38	1 1/2	1:1	1:1
50	2	1:1	1:1
63	2 1/2	1:1	1.4:1
75	3	1:1	1.6:1
100	4	1:1	2:1

The table shows the ratio between the length of the heating cable with that of the pipe, depending on the outside temperature and the pipe Ø. The values shown are based on the use of an insulating coating with a thickness of 25 mm with a coefficient of thermal conductivity of 0.034 W/m at 0°C.

## ELECTRICAL FEATURES

Power supply	230V-50Hz
Power delivered	~15W/m at 5°C
Calibration of the protection circuit	16A x 100 mt at 0°C



## GENERAL FEATURES

Cable composition	<ul style="list-style-type: none"> <li>■ 0.55 mm<sup>2</sup> conductors.</li> <li>■ Self-adjusting conductive core.</li> <li>■ Polyolefin insulating sheath.</li> <li>■ Braided copper sheath.</li> <li>■ Outer sheath in modified polyolefin.</li> </ul>
Cable length	K15A25 25 m K15A50 50 m K15A75 75 m K15A100 100 m K15A500 500 m K15A1000 1000 m
Minimum room temperature withstood	-35 °C
Maximum room temperature powered	65 °C
Maximum room temperature not powered	80 °C
Minimum storage room temperature	-20 ÷ -25°C
Maximum length of the heating circuit from the supply point	110 m

## ACCESSORIES



### KBE3A

#### JUNCTION BOX IN INSULATING MATERIAL

- Protection rating IP54 with 5 4mm<sup>2</sup> terminals;
- 7 PG16 threaded holes closed by a breakable diaphragm;
- Maximum temperature withstood is 80°C.



### KSUPP-A

#### SUPPORT FOOT FOR THE KBE3A JUNCTION BOX

- It allows the cable to pass through the protective coating of the pipe and to enter directly into the junction box;
- It consists of a Ø 22 L 80 mm pipe with a welded 15x15x60 mm bracket and two clamps;
- The pipe is in cadmium-plated steel with a Pg16 thread.



### K50

#### FIBERGLASS FIXING TAPE FOR METAL PIPES

- It does not shrink and preserves its qualities over time;
- Suitable for temperatures between -30 and + 150°C;
- Roll length 55 m, width 19 mm, recommended fastening range 30 cm.



### K50AL

#### FIXING TAPE FOR PLASTIC PIPES

- It reflects the heat as it is coated with an aluminium film;
- Suitable for temperatures between -20 and + 130°C;
- Roll length 50 m, width 50 mm.



### KIT2A

#### KIT TO SEAL TERMINALS FOR SELF-ADJUSTING CABLES (FOR 1 CABLE)

- To insulate the unpowered end and to prepare the cold tail on the supply side.

##### Composition:

- ◇ 1 cable gland union PG16 for infeed into the KBE3A box;
- ◇ 2 Ø 3mm heat-shrinkable sheaths, 100 mm long for the two copper conductors;
- ◇ 2 Ø 12mm heat-shrinkable sheaths, 50 mm long, one at each end.



### KFAN

#### LABELS FOR THE PRESENCE OF A HEATING CABLE

- Indicate the presence of the heating cable under the insulating coating;
- To be applied on the coating at intervals of about 5 m; yellow.