

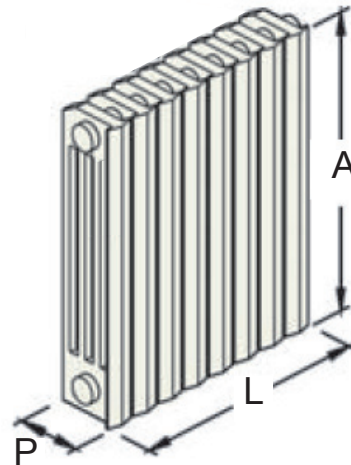
# SCHEDA MAPPATURA RIPARTITORI

Data .....

Immobile .....

Riferimenti .....

Piano ..... Interno ..... Appartamento .....




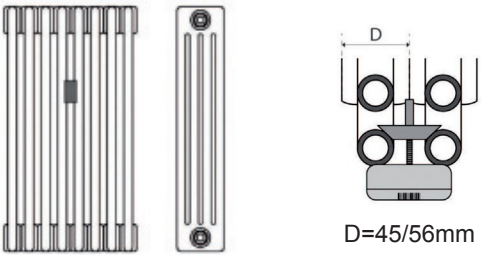
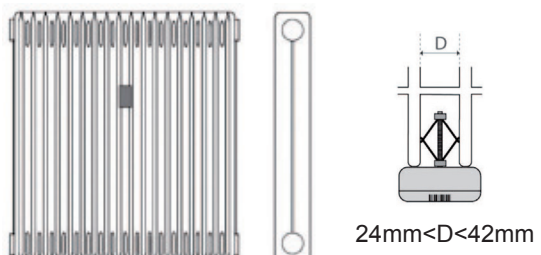
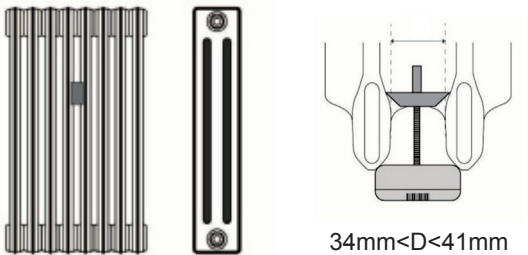
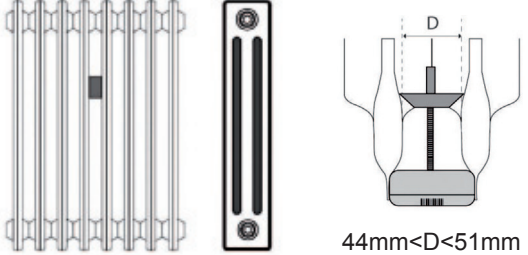

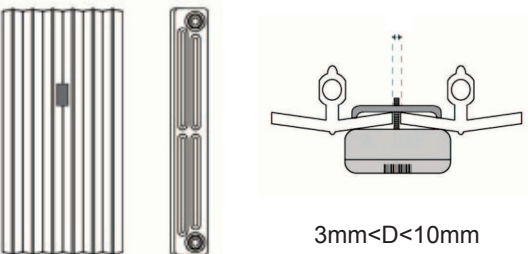

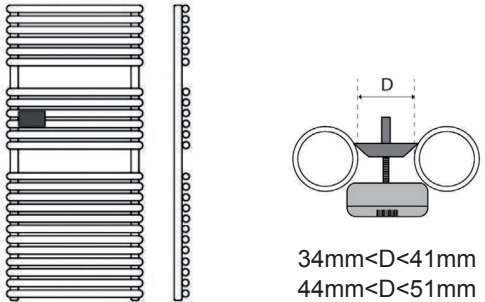
Note .....

.....

.....

N°	Locale	Tipo calorifero (vedi tabella)	Largh. [m]	Alt. [m]	Prof. [m]	Colonne [n°]	Elementi [n°]	Dist. elementi [mm]	Codice seriale ripartitore	Tipo raccordo per valvole e detentori			Lungh. tubazione	Ø tubazione	Kc	Kq	Kit fissaggio
										<input type="checkbox"/> Ferro <input type="checkbox"/> Rame	<input type="checkbox"/> Diritto <input type="checkbox"/> Squadra	<input type="checkbox"/> 3/8" <input type="checkbox"/> 1/2" <input type="checkbox"/> 3/4"					
1		<input type="checkbox"/> A <input type="checkbox"/> D <input type="checkbox"/> G <input type="checkbox"/> B <input type="checkbox"/> E <input type="checkbox"/> H <input type="checkbox"/> C <input type="checkbox"/> F <input type="checkbox"/> I								<input type="checkbox"/> Ferro <input type="checkbox"/> Rame	<input type="checkbox"/> Diritto <input type="checkbox"/> Squadra	<input type="checkbox"/> 3/8" <input type="checkbox"/> 1/2" <input type="checkbox"/> 3/4"					
2		<input type="checkbox"/> A <input type="checkbox"/> D <input type="checkbox"/> G <input type="checkbox"/> B <input type="checkbox"/> E <input type="checkbox"/> H <input type="checkbox"/> C <input type="checkbox"/> F <input type="checkbox"/> I								<input type="checkbox"/> Ferro <input type="checkbox"/> Rame	<input type="checkbox"/> Diritto <input type="checkbox"/> Squadra	<input type="checkbox"/> 3/8" <input type="checkbox"/> 1/2" <input type="checkbox"/> 3/4"					
3		<input type="checkbox"/> A <input type="checkbox"/> D <input type="checkbox"/> G <input type="checkbox"/> B <input type="checkbox"/> E <input type="checkbox"/> H <input type="checkbox"/> C <input type="checkbox"/> F <input type="checkbox"/> I								<input type="checkbox"/> Ferro <input type="checkbox"/> Rame	<input type="checkbox"/> Diritto <input type="checkbox"/> Squadra	<input type="checkbox"/> 3/8" <input type="checkbox"/> 1/2" <input type="checkbox"/> 3/4"					
4		<input type="checkbox"/> A <input type="checkbox"/> D <input type="checkbox"/> G <input type="checkbox"/> B <input type="checkbox"/> E <input type="checkbox"/> H <input type="checkbox"/> C <input type="checkbox"/> F <input type="checkbox"/> I								<input type="checkbox"/> Ferro <input type="checkbox"/> Rame	<input type="checkbox"/> Diritto <input type="checkbox"/> Squadra	<input type="checkbox"/> 3/8" <input type="checkbox"/> 1/2" <input type="checkbox"/> 3/4"					
5		<input type="checkbox"/> A <input type="checkbox"/> D <input type="checkbox"/> G <input type="checkbox"/> B <input type="checkbox"/> E <input type="checkbox"/> H <input type="checkbox"/> C <input type="checkbox"/> F <input type="checkbox"/> I								<input type="checkbox"/> Ferro <input type="checkbox"/> Rame	<input type="checkbox"/> Diritto <input type="checkbox"/> Squadra	<input type="checkbox"/> 3/8" <input type="checkbox"/> 1/2" <input type="checkbox"/> 3/4"					
6		<input type="checkbox"/> A <input type="checkbox"/> D <input type="checkbox"/> G <input type="checkbox"/> B <input type="checkbox"/> E <input type="checkbox"/> H <input type="checkbox"/> C <input type="checkbox"/> F <input type="checkbox"/> I								<input type="checkbox"/> Ferro <input type="checkbox"/> Rame	<input type="checkbox"/> Diritto <input type="checkbox"/> Squadra	<input type="checkbox"/> 3/8" <input type="checkbox"/> 1/2" <input type="checkbox"/> 3/4"					
7		<input type="checkbox"/> A <input type="checkbox"/> D <input type="checkbox"/> G <input type="checkbox"/> B <input type="checkbox"/> E <input type="checkbox"/> H <input type="checkbox"/> C <input type="checkbox"/> F <input type="checkbox"/> I								<input type="checkbox"/> Ferro <input type="checkbox"/> Rame	<input type="checkbox"/> Diritto <input type="checkbox"/> Squadra	<input type="checkbox"/> 3/8" <input type="checkbox"/> 1/2" <input type="checkbox"/> 3/4"					
8		<input type="checkbox"/> A <input type="checkbox"/> D <input type="checkbox"/> G <input type="checkbox"/> B <input type="checkbox"/> E <input type="checkbox"/> H <input type="checkbox"/> C <input type="checkbox"/> F <input type="checkbox"/> I								<input type="checkbox"/> Ferro <input type="checkbox"/> Rame	<input type="checkbox"/> Diritto <input type="checkbox"/> Squadra	<input type="checkbox"/> 3/8" <input type="checkbox"/> 1/2" <input type="checkbox"/> 3/4"					

## Tabella tipo di calorifero:

<p><b>A</b></p>  <p>34mm&lt;D&lt;41mm</p> <p><b>Ghisa neoclassico</b></p>	<p><b>D</b></p>  <p>D=45/56mm</p> <p><b>Tubolare in acciaio</b></p>	<p><b>G</b></p>  <p>24mm&lt;D&lt;42mm</p> <p><b>Lamellare</b></p>
<p><b>B</b></p>  <p>34mm&lt;D&lt;41mm</p> <p><b>Ghisa con diaframma</b></p>	<p><b>E</b></p>  <p>44mm&lt;D&lt;51mm</p> <p><b>Acciaio con diaframma</b></p>	<p><b>H</b></p>  <p><b>A pannello (superficie rigata o liscia)</b></p> <p>Incollaggio</p>
<p><b>C</b></p>  <p>3mm&lt;D&lt;10mm</p> <p><b>A piastra in ghisa</b></p>	<p><b>F</b></p>  <p>3mm&lt;D&lt;10mm</p> <p><b>Alluminio</b></p>	<p><b>I</b></p>  <p>34mm&lt;D&lt;41mm 44mm&lt;D&lt;51mm</p> <p><b>Termoarredo</b></p>

**FANTINI COSMI S.p.A.**

Via dell'Osio, 6 - 20090 Caleppio di Settala (MI)

Tel. +39 02 956821 | Fax +39 02 95307006 - [info@fantinicosmi.it](mailto:info@fantinicosmi.it)

[supportotecnico@fantinicosmi.it](mailto:supportotecnico@fantinicosmi.it) - [www.fantinicosmi.it](http://www.fantinicosmi.it)