

C04..Y

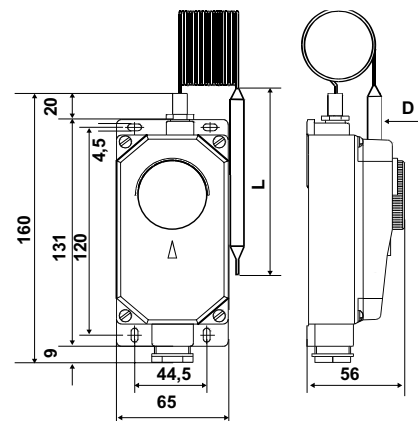
Thermostats with capillary and bulb for remote mounting, IP65

Thermostats with capillary to control the temperature in the boilers, in the air-conditioning and cooling systems, in household appliances, in electrical furnaces.



Dimensions (mm)

	L	D
C04A3Y	73,5	6,5
C04B3Y	65	5
C04C2Y	103	6,5
C04D2Y	103	6,5
C04E3Y	73,5	6,5



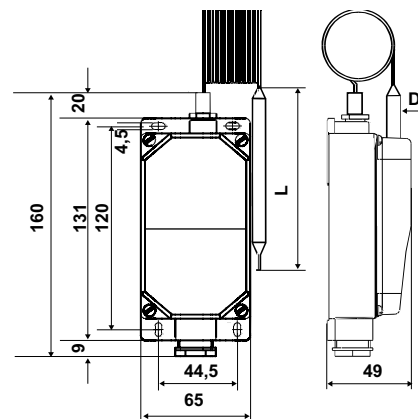
	Temperature range	Differential*	Calibration accuracy	Admissible body temperature	Maximum bulb temperature	Capillary length	Protection degree
C04A3Y	10 ÷ 90 °C	6 ± 1 K	± 3 °C	85 °C	150 °C	1 mt	IP65
C04B3Y	50 ÷ 300 °C	8 ± 2 K	± 3 °C	85 °C	350 °C	1,5 mt	IP65
C04C2Y	- 20 ÷ 40 °C	2 ± 0,5 K	± 2 °C	85 °C	80 °C	1,5 mt	IP65
C04D2Y	- 35 ÷ 20 °C	2 ± 0,5 K	± 2 °C	85 °C	80 °C	1,5 mt	IP65
C04E3Y	40 ÷ 120 °C	6 ± 2 K	± 3 °C	85 °C	150 °C	1 mt	IP65

Waterproof execution IP65 with internal regulation



Dimensions (mm)

	L	D
C04C2RIY	103	6,5



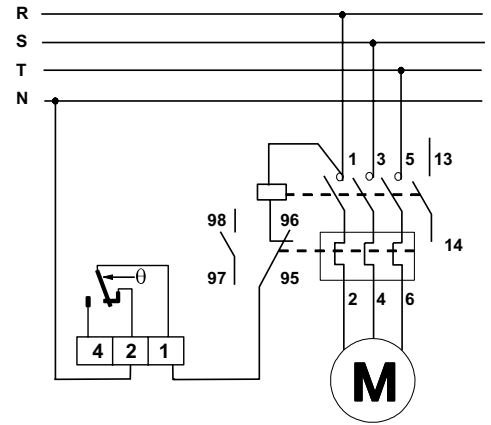
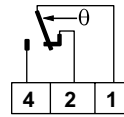
	Temperature range	Differential*	Calibration accuracy	Admissible body temperature	Maximum bulb temperature	Capillary length	Protection degree
C04C2RIY	- 20 ÷ 40 °C	2 ± 0,5 K	± 2 °C	85 °C	80 °C	1,5 mt	IP65

*The differential is subtracted from the range value. The differential values refer to a thermal gradient of 1K/hour in liquid and 4K/hour in air.

ELECTRICAL FEATURES

Two directions microswitch of instant action with AGcd0 contacts.
 Contact parameters in compliance with EN 60730-1:
 15(6)A 250V~ 50Hz.
 Parameters in compliance with EN 60947-5-1:

Nominal insulation voltage: U_i 380V~.
 Nominal continuous current: I_{th} 15A.
 Nominal operating current I_e : 220V- 250V~ 380V~
 Resistive load AC-12 - 15A 10A
 Inductive load AC-15 - 2,5A 1,5A
 Direct current DC-13 0,2A - -



STANDARDS AND APPROVALS

Compliance with standards EN 60947-5-1, EN 60730-1



INSTALLATION

Wall mounting for the thermostat body.
 The bulb with capillary can be mounted remotely and is provided with seal caps or copper sheath with GC 1/2 connection.

OPERATION

When the temperature increases: 1-2 are opening, 1-4 are closing.
 Liquid expansion function.

FEATURES

Sealable casing after the calibration is done.
 Sensing element with stainless steel diaphragm.
 Copper bulb and capillary.
 Copper bulb and capillary, tinned for types C04C2.. and C04D2..
 Base in shock-proof self-extinguishing thermoplastic material V0.
 Electrical connection output with G 1/2 cable gland.
 The storage and transport temperature corresponds to the thermostat's body admissible temperature.
 Unit weight: 0,16 Kg.

ACCESSORIES



G23
 Seal cap Gc 1/2 PN10 bar, without sheath.



G28
 Copper sheath Gc 1/2 PN10 bar, length 177mm, supplied with spring to fix the capillary.

EXECUTION UPON REQUEST WITH SPECIAL TEMPERATURE RANGE

	Temperature (1) range °C	Scale (*) angle °C	Range in execution fixed calibration
C04A xx yy	0 ÷ 120	80	10 ÷ 80
C04B xx yy	10 ÷ 300	250	
C04C xx yy	-35 ÷ 60	60	- 20 ÷ 60
C04D xx yy	-35 ÷ 60	75	
C04E xx yy	10 ÷ 320	270	

NOTE:
 Special temperature range is chosen in the range of temperature (1) and must always exceed the set value "scale angle" (*).

EXAMPLE:
 C04 - 10/50, special execution C02, temperature range -10 ÷ 50°C, scale angle 60°C.