




ECOCOMFORT
SINGLE ROOM HEAT RECOVERY UNIT



**RENEW THE AIR
PREVENT MOLD
AND SAVE ENERGY**



WIRELESS CONTROL OR WALL MOUNTING CONTROL UNIT

ECOCOMFORT is available in 2 versions: wireless remote control suitable to manage up to 64 units and wired with wired wall mounting control unit to manage up to 4 units.

FOR ROOMS UP TO 50 sqm

ECOCOMFORT serie is available to fit two duct sizes: 100 mm suitable for rooms up to 22 sqm and 160 mm for rooms up to 50 sqm.

CONFORT IN ANY CONDITION

ECOCOMFORT is equipped with temperature, humidity and brightness sensors to adjust the fan speed according to the ambient conditions.

SINGLE ROOM AND MULTI ROOM

ECOCOMFORT can be used for one room ventilation or connecting several units to build a multi-room ventilation system



* Prevent unwanted mold
* and damp saving money
* on your heating
* and A/C expenses!

* From the most recent evolutionary
* technologies and regulations in the
* field of construction emerge two
* main principles: limit consumption
* and improve the quality of the
* interior environment and hence its
* temperature, humidity and purity.
* Today, with modern insulating
* materials for new generation systems,
* buildings need a constant air renewal,
* which forces us to open the windows
* frequently dispersing a considerable
* amount of thermal energy.
* The solution? ECOCOMFORT, which
* guarantees constant air exchange,
* prevents the formation of moisture
* and mold, recovering up to 90% of the
* heat contained in the air expelled.



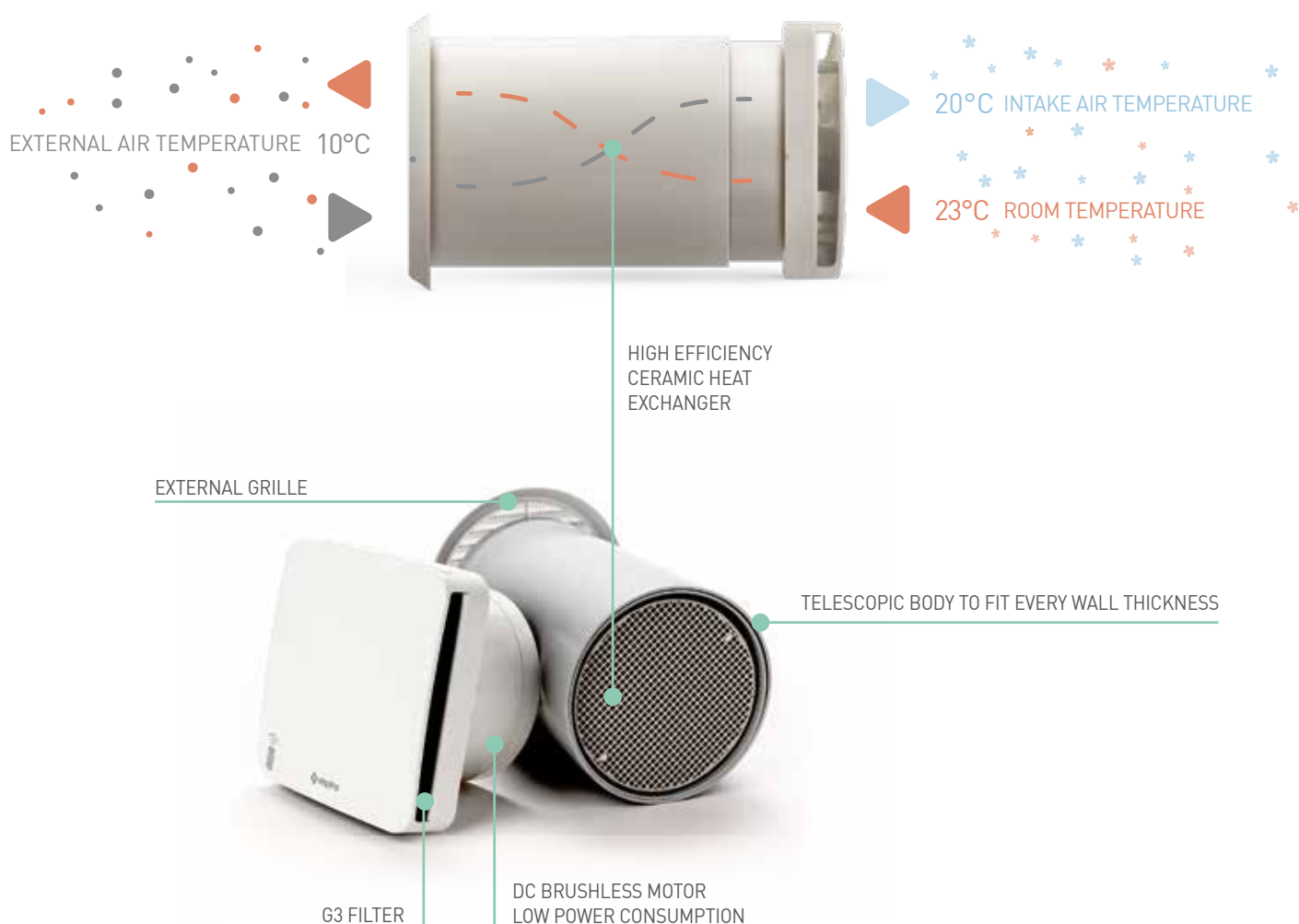
ENERGY SAVING UP TO 90%

ECOCOMFORT is a de-centralized high efficiency heat recovery unit that ensures permanent ventilation of the dwelling with up to 90% efficiency.

Thanks to the continuous ventilation molds and damp can be prevented ensuring a good air quality.

Ecocomfort is equipped with DC brushless motor with reverse ventilating cycle to ensure a continuous air change. The intake air is filtered by a G3 filter easy to clean and to access for cleaning.

Thanks to the ceramic heat exchanger the heat of the extracted air flowing through it is accumulated and transferred to the intake air when the flow is reversed.



EASY TO INSTALL

Ecocomfort must be installed on the external walls. Thanks to the telescopic body it fits easily every wall thickness between 24 and 53 cm. The external grille can be easily installed from outside or inside without the need of any scaffolding.

TELESCOPIC ADAPTER TO SUIT DIFFERENT WALL THICKNESS
MINIMUM LENGTH 24 CM, MAXIMUM LENGTH 53 CM



1
Drill a hole in
the external
wall



2
Insert the
telescopic tube
with the desired
length



3
Insert the
external
grille from
inside



4
Insert the
ceramic heat
exchanger



5
Fix the fan to the
wall and make
the proper
electrical
connection



6
Fasten the
front cover

WIRELESS CONTROL



ECOCOMFORT RF is an high efficiency decentralized heat recovery unit with wireless remote control.

The minimum configuration is the "MASTER" unit with the remote control to which up to 64 slave units can be added.

The remote control, thanks to its intuitive graphics, allows the user to set and modify the desired operating mode and to verify the setting status.

Thanks to the temperature, humidity and brightness sensors, ECOCOMFORT RF adjusts the fan speed according the ambient conditions ensuring the ideal comfort.



ECOCOMFORT 100 RF ECOCOMFORT 160 RF

- "MASTER" heat recovery unit includes: heat recovery unit, telescopic body, grille and RF remote control;
- Secondary heat recovery unit includes: heat recovery unit, telescopic body, grille;
- Ø160 mm for rooms up to 50 smq*;
- Ø100 mm for rooms up to 22 smq*;
- In one system both models can be installed to fit the room size;
- MANUAL mode setting: air intake, air extraction and alternate air intake / extraction;
- AUTOMATIC mode setting: the master ventilating unit regulates automatically adjusts air intake / extract cycles and the fan speed according to the room / ambient conditions according to temperature, humidity and light brightness readings;
- 3 speeds: low, medium and high fan speed
- NIGHT mode: the units detects automatically the light level in the room to reduce the fan speed during the night.
- OFF key system;
- Remote control with touch key pad and blue LEDs;
- Ø 160 mm version is equipped with a flow rectifier to grant higher performances;
- Operating temperature -20 ° C to 50 ° C;
- Complies with Reg. (UE) 1254/2014.

230V

IP40

IPX4

A

Remote control

Heat recovery unit

* based on:

- air exchange equal to 0.5 Vol / h

- local height 2.70 meters

Calculation example: ambient surface x 2.70 meters x 0.5 Vol / h

WALL CONTROL UNIT



ECOCOMFORT is an high efficiency decentralized heat recovery unit with with a mechanical wall mounting control unit

The control unit can be mounted on the wall or on a 3-module flush mounting box to control the fan speed, intake or extraction cycle of up to 4 units.

3 mode settings: automatic, intake and extraction.

The control unit allows to adapt the fan speed according to the temperature difference between the indoor and the outdoor temperature readings.



ECOCOMFORT 100 ECOCOMFORT 160





- “MASTER” heat recovery unit includes: heat recovery unit with grille, telescopic body, control unit and 12Vdc feeder.
- Secondary heat recovery unit includes: heat recovery unit, telescopic body, grille.
- Ø160 mm for rooms up to 50 smq*;
- Ø100 mm for rooms up to 22 smq*;
- In one system both models can be installed to fit the room size;
- 2 speeds: low and high fan speed;
- MANUAL and AUTOMATIC mode setting air supply, air extraction and alternate cycle;
- Season setting: the unit alternate cycle according to the season or user needs
- Ø 160 mm version is equipped with a flow rectifier to grant higher performances;
- Control unit mounted on the wall or on a 3-module flush mounting box;
- Operating temperature -20 ° C to 50 ° C;
- Conforme Reg. (UE) 1254/2014.



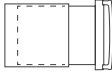



* based on:
 - air exchange equal to 0.5 Vol / h
 - local height 2.70 meters
 Calculation example: ambient surface x 2.70 meters x 0.5 Vol / h

CHOOSE YOUR MODELS

MASTER

CODE	MODEL	∅	SQM	SPEED	m³/h	W	dB(A) 1,5 m				
AP19981	ECOCOMFORT 160 RF	160 mm	50 smq*	low	28	2,0	27	•	•	•	•
				medium	48	3,8	32				
				high	68	6,6	38				
				sleep	15	nd	nd				
AP19987	ECOCOMFORT 100 RF	100 mm	22 smq*	low	8	2,0	18	•	•	•	•
				medium	18	3,8	23				
				high	30	6,6	28				
				sleep	4	nd	nd				
AP19980	ECOCOMFORT 160	160 mm	44 smq*	low	38	2,0	28	•	•	•	•
				high	60	4,0	34				
AP19984	ECOCOMFORT 100	100 mm	20 smq*	low	12	1,5	21	•	•	•	•
				high	25	2,0	24				

SLAVE UNITS

CODE	MODEL	∅	SQM	SPEED	m³/h	W	dB(A) 1,5 m				
AP19982	ECOCOMFORT SAT 160 RF	160 mm	50 smq*	low	28	2,0	27	•	•	•	•
				medium	48	3,8	32				
				high	68	6,6	38				
				sleep	15	nd	nd				
AP19988	ECOCOMFORT SAT 100 RF	100 mm	22 smq*	low	8	2,0	18	•	•	•	•
				medium	18	3,8	23				
				high	30	6,6	28				
				sleep	4	nd	nd				
AP19979	ECOCOMFORT SAT 160	160 mm	44 smq*	low	38	2,0	28	•	•	•	•
				high	60	4,0	34				
AP19985	ECOCOMFORT SAT 100	100 mm	20 smq*	low	12	1,5	21	•	•	•	•
				high	25	2,0	24				

* based on:

- air exchange equal to 0.5 Vol / h

- local height 2.70 meters

Calculation example: ambient surface x 2.70 meters x 0.5 Vol / h

DIMENSIONS

Dimensions (mm)

MODEL	A	B	C	D	E	F	G	H	I	L
ECOCOMFORT 160		160	530				140	85	77	40
ECOCOMFORT SAT 160	180			47	20	190	-	-	-	-
ECOCOMFORT 100		107	570				140	85	77	40
ECOCOMFORT SAT 100							-	-	-	-

Dimensions (mm)

MODEL	A	B	C	D	E	F	M	N
ECOCOMFORT 160 RF		160	530				125	60
ECOCOMFORT SAT 160 RF	180			47	20	190	-	-
ECOCOMFORT 100 RF		107	570				125	60
ECOCOMFORT SAT 100 RF							-	-

ACCESSORIES

AP19986 KIT COMMISSIONING PHASE FOR Ø160

Useful kit during the commissioning phase in order to install the fan separately from the electrical / wall part. The KIT includes: telescopic body, external grille and outlet cover.

AP19978 SPARE FILTER FR004

all ECOCOMFORT models



FANTINI COSMI SPA Via dell'Osio, 6 - 20090 Caleppio di Settala MI, Italy
Ph. +39 02 956821 | Fax +39 02 95307006 | info@fantinicosmi.it

EXPORT DEPARTMENT
Ph +39 02 95682229 | Fax +39 02 95307006 | export@fantinicosmi.it

www.fantinicosmi.com