

AXIAL FANS

ASPIRMURO SERIES

➔ for direct outdoor expulsion

➔ for wall, ceiling and window installation with KIT



Ø 100 - 120 - 150 mm

DESCRIPTION:

Its simple and essential design makes it easy to fit in any kind of environment. The possibility of using it for window application through a specific kit, makes the ASPIRMURO line suitable for a wider range of applications.

MAIN FEATURES:

- Wall, ceiling and window installation (via accessory).
- Made of shockproof and heat resistant ABS plastic.
- Induction motor - Insulation class B - 2800 Rpm with self lubricating bushes.
- Motor protection through a thermal safety unit.

ACCESSORIES:

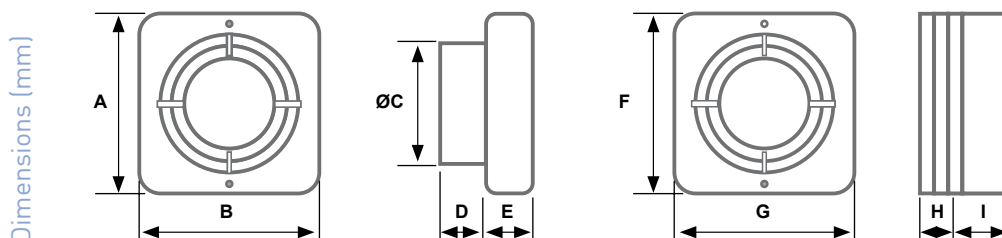
- Accessory for window application equipped with external gravity shutter and a rubber seal to avoid vibrations.
- Timer suitable for internal mounting for standard models.



IPX4 CE

DIMENSIONS

MODEL	WALL application					WINDOW application			
	A	B	ØC	D	E	F	G	H	I
ASPIRMURO 10/4"	156	156	99	35	39	156	156	32	53
ASPIRMURO 12/5"	180	180	119	35	43	180	180	32	57
ASPIRMURO 15/6"	210	210	155	60	50	210	210	32	89



TECHNICAL SPECIFICATIONS

STANDARD - S

CODE	MODEL	m ³ /hr	Pt max mmH ₂ O	V	Hz	W	dB(A) 1,5mt	Kg	m ³ /hr	GLASS hole mm	Kg
AP0737	ASPIRMURO 10/4"	88	3,80	230	50	12	45	0,53	73	122÷130	0,78
AP0745	ASPIRMURO 12/5"	170	5,60	230	50	22	46	0,69	140	142÷150	1
AP0760	ASPIRMURO 15/6"	265	5,65	230	50	26	51	0,86	210	177÷185	1,44

WINDOW application

WITH ELECTRONIC TIMER - T

The fan starts to operate when the light switched on and it continues to work for a programmable period of time between 45 seconds and 30 minutes, after the light is switched off.

CODE	MODEL	m ³ /hr	Pt max mmH ₂ O	V	Hz	W	dB(A) 1,5mt	Kg	m ³ /hr	GLASS hole mm	Kg
AP2410	ASPIRMURO 10/4" T	88	3,80	230	50	12	45	0,53	73	122÷130	0,78
AP2584	ASPIRMURO 12/5" T	170	5,60	230	50	22	46	0,69	140	142÷150	1
AP2626	ASPIRMURO 15/6" T	265	5,65	230	50	26	51	0,86	210	177÷185	1,44

WINDOW application

WITH ACTIVATION THROUGH A CORD SWITCH- PC

CODE	MODEL	m ³ /hr	Pt max mmH ₂ O	V	Hz	W	dB(A) 1,5mt	Kg	m ³ /hr	GLASS hole mm	Kg
AP2402	ASPIRMURO 10/4" PC	88	3,80	230	50	12	45	0,53	73	122÷130	0,78
AP2576	ASPIRMURO 12/5" PC	170	5,60	230	50	22	46	0,69	140	142÷150	1
AP2618	ASPIRMURO 15/6" PC	265	5,65	230	50	26	51	0,86	210	177÷185	1,44

WINDOW application

WITH AUTOMATIC HUMIDITY CONTROL - H

The fan automatically starts to operate when the relative humidity level in the room exceeds the pre-set value and it continues to operate until the RH level returns below the preset threshold. When this threshold is reached, TIMER function allows the extractor fan to continue working for a period of time that can be set from about 45 seconds to 30 minutes, to further reduce relative humidity in the room. The relative humidity value can be set from a minimum of 40% RH to a maximum of 80% RH. This extractor fan can be used manually, also using the TIMER function.

CODE	MODEL	m ³ /hr	Pt max mmH ₂ O	V	Hz	W	dB(A) 1,5mt	Kg	m ³ /hr	GLASS hole mm	Kg
AP2428	ASPIRMURO 10/4" H	88	3,80	230	50	12	45	0,53	73	122÷130	0,78
AP2592	ASPIRMURO 12/5" H	170	5,60	230	50	22	46	0,69	140	142÷150	1
AP2634	ASPIRMURO 15/6" H	265	5,65	230	50	26	51	0,86	210	177÷185	1,44

WINDOW application

WITH AUTOMATIC HUMIDITY CONTROL AND PULL CORD - HPC

The fan automatically starts to operate when the relative humidity level in the room exceeds the pre-set value and it continues to work until the RH level returns below the preset threshold. When this threshold is reached, TIMER function allows the extractor fan to continue working for a period of time that can be set from about 45 seconds to 30 minutes, to further reduce relative humidity in the room. The relative humidity value can be set from a minimum of 40% RH to a maximum of 80% RH. This extractor fan can be used manually, also using the TIMER function. This function can be excluded at any time acting the cord switch.

CODE	MODEL	m ³ /hr	Pt max mmH ₂ O	V	Hz	W	dB(A) 1,5mt	Kg	m ³ /hr	GLASS hole mm	Kg
AP2436	ASPIRMURO 10/4" HPC	88	3,80	230	50	12	45	0,53	73	122÷130	0,78
AP2444	ASPIRMURO 12/5" HPC	170	5,60	230	50	22	46	0,69	140	142÷150	1
AP2451	ASPIRMURO 15/6" HPC	265	5,65	230	50	26	51	0,86	210	177÷185	1,44

WINDOW application

COMPLETE KIT FOR WINDOW APPLICATION - WINDOW

CODE	MODEL	m ³ /hr	Pt max mmH ₂ O	V	Hz	W	dB(A) 1,5mt	GLASS hole mm	Kg
AP1149	ASPIRMURO 15/6" WINDOW	210	5,65	230	50	26	51	177÷185	1,44

ACCESSORIES

WINDOW APPLICATION KIT

allows to realize an easy and safety installation on a single or double glazing window of thermopan type, up to a maximum thickness of 15 mm

CODE	MODEL	for use with:
AP0919	ASPIRKIT VETRO G10/4"	ASPIRMURO series 10/4"
AP0927	ASPIRKIT VETRO G12/5"	ASPIRMURO series 12/5"
AP0935	ASPIRKIT VETRO G15/6"	ASPIRMURO series 15/6"



TIMER

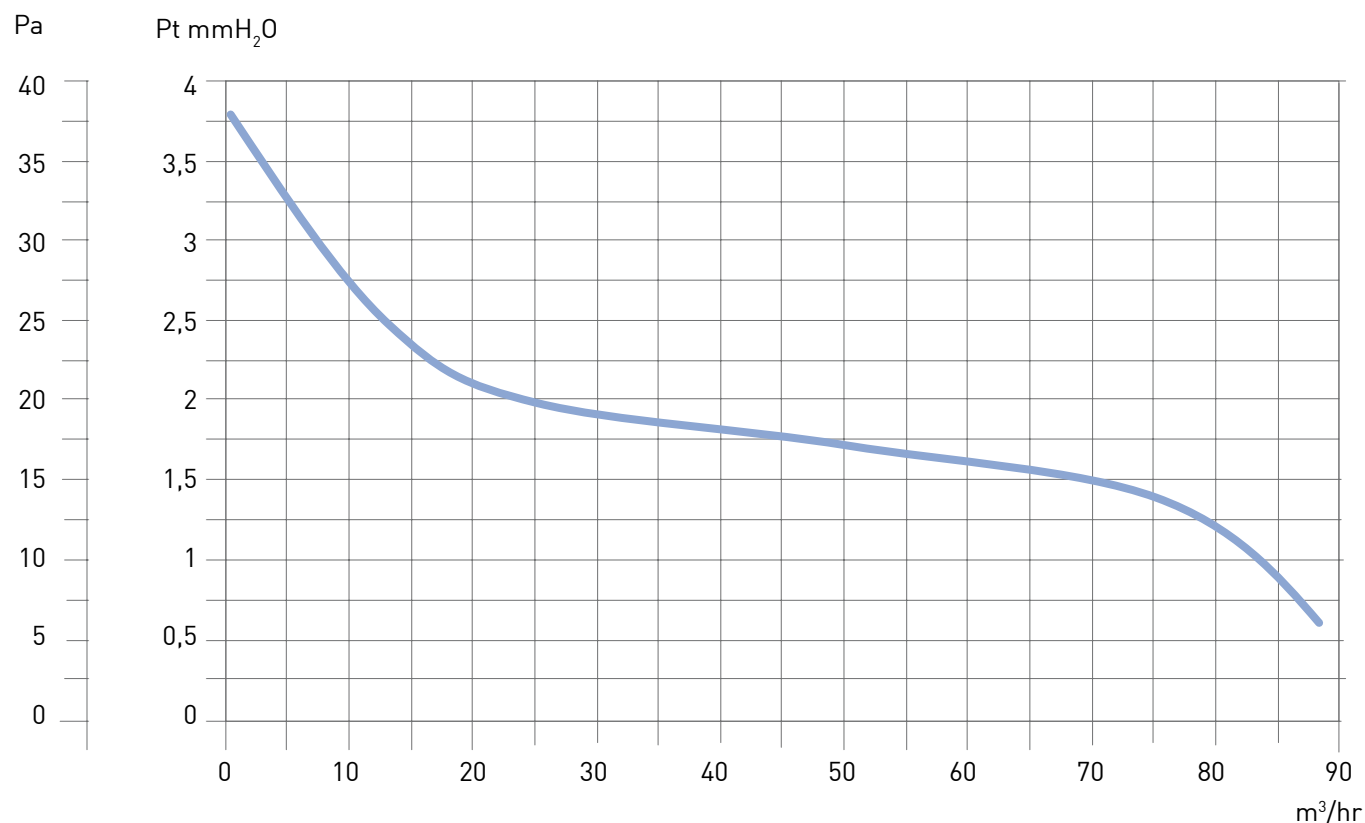
Allows the fan to start the operation when the light switched on and it continues to work for a programmable period of time between 45 seconds and 30 minutes, after the light is switched off.

CODE	MODEL	V	Hz
AP 0984	ASPIRTIMER	230	50

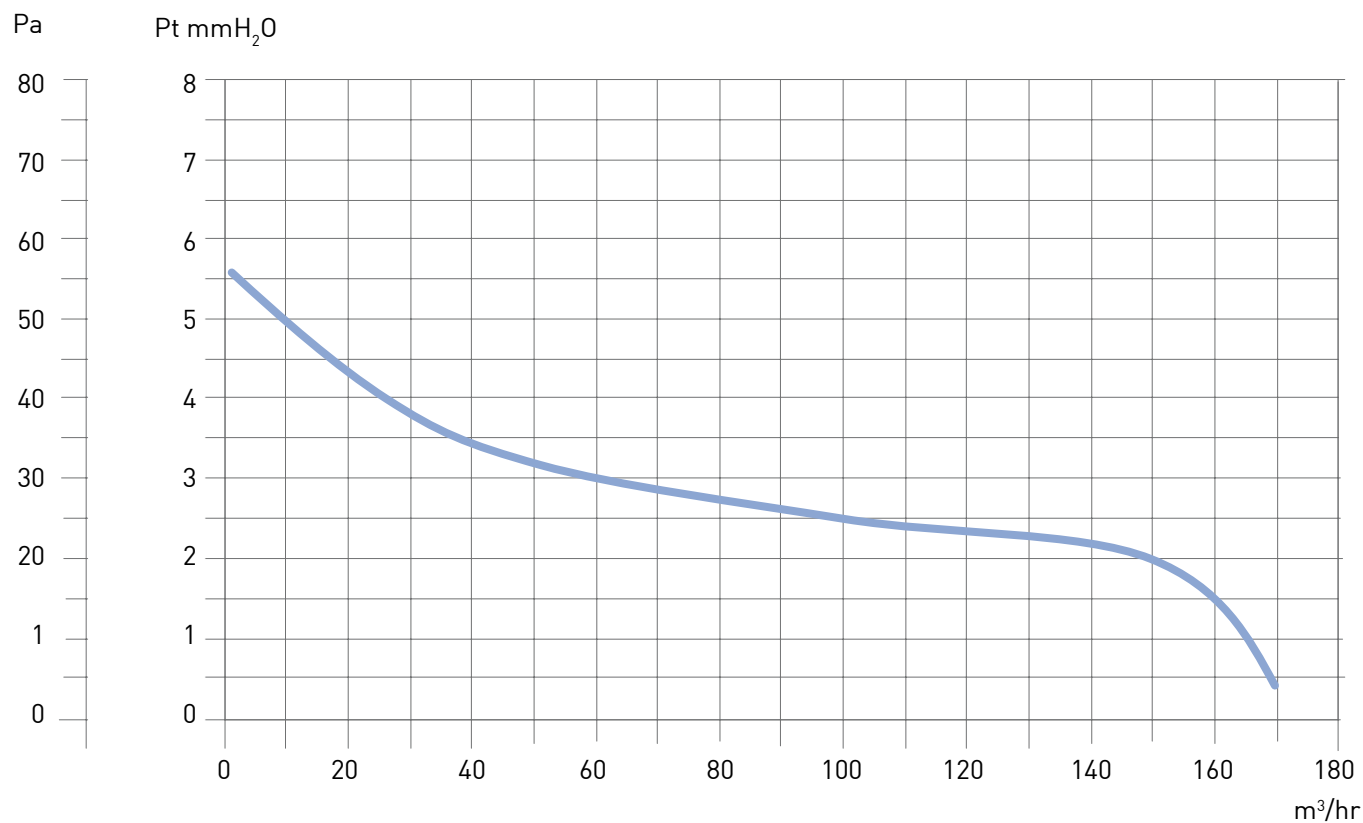


CHARACTERISTIC CURVES

ASPIRMURO SERIES 10/4"



ASPIRMURO SERIES 12/5"



ASPIRMURO SERIES 15/6"

